

Garrett

ADVANCING MOTION

G-SERIES II



**Power of Legends
Durability of Champions**



Motorsport Legends

Only the best of the best qualify to compete in prestigious Motorsport races, like the 24 Hours of Le Mans. It takes a combination of unparalleled skill, relentless hard work, and cutting-edge technology to reach the podium and achieve immortality. Those who succeed become legends.

Garrett, a History of Powering Motorsport Legends

For over 40 years, Garrett has been the name behind the legends of motorsport, powering the winners of the most prestigious races, including the Le Mans champions of the last 25 years. Our turbochargers are engineered by a team of 1300 engineers and tested across five R&D centers around the world, to deliver unmatched performance and reliability.

Harness the Power of Legends and Experience the Durability of Champions

Whether you're a kit maker or an owner of a high-performance vehicle, now you can harness the power of motorsport legends and experience the durability of champions in your car with the NEW G-Series II universal Performance Turbos line from Garrett. Designed with the same quality and craftsmanship that has powered motorsport legends for over 4 decades.

G-Series II turbochargers are available in multiple frame sizes to suit your individual needs, whether as a complete new turbo or as a CHRA swap to upgrade your G-Series I Turbo.



G-Series II Turbochargers

Product Features:

- New compressor aero technology increases power and performance.
- Direct upgrade path for Gen I customers with just a CHRA purchase.
 - G-Series II utilizes Gen I compressor and turbine housings.
 - Up to 10% higher compressor flow compared to G-Series Gen I at peak pressure ratio and peak turbo RPM.
 - See the compressor map overlays for performance comparison.
 - **Calibration required to take advantage of increased flow for a horsepower upgrade.**
- Increased efficiency at high flow rates.
- Stainless steel turbine housings are rated up to 1050° C.
- Water fittings included.

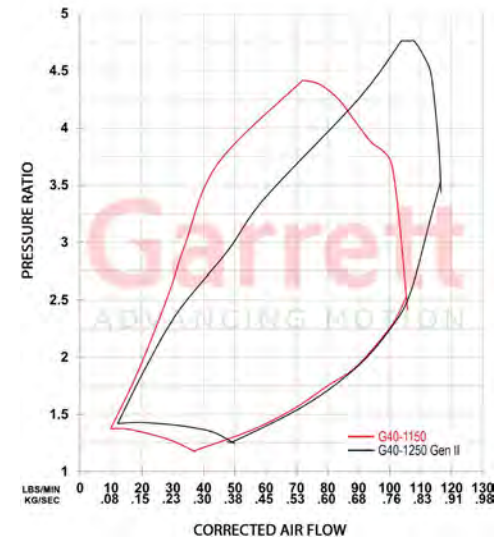
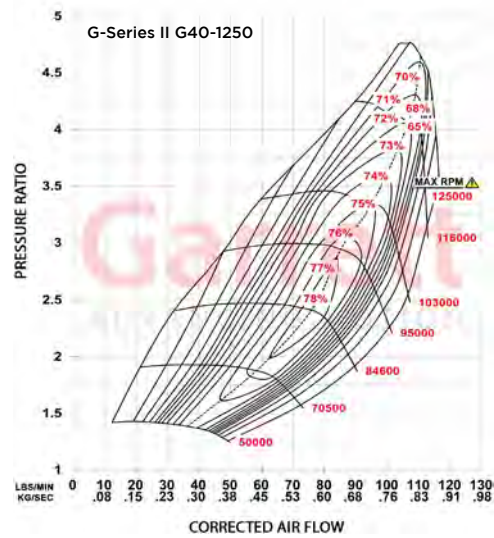
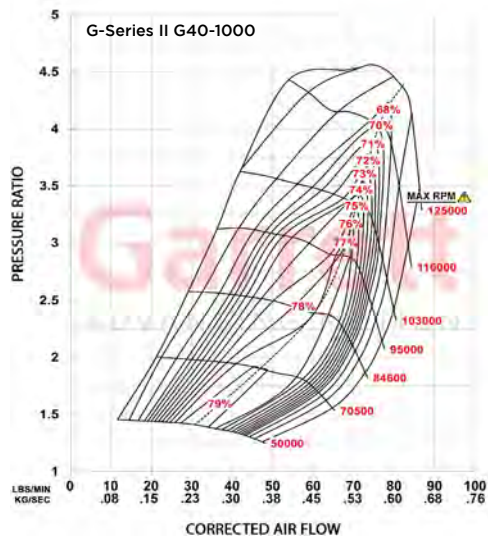


Power Of Legends. Durability Of Champions.

G-Series II G40-1000	Compressor				Turbine		
	Inducer	Exducer	Trim	A/R	Inducer	Exducer	Trim
HP: 500-1000 Disp: 2.0L-6.0L	62mm	88mm	51	0.80	77mm	70mm	84
Supercore	PN						
	938272-5001S						
CHRA	PN						
	938271-5001S						

G-Series II G40-1250	Compressor				Turbine		
	Inducer	Exducer	Trim	A/R	Inducer	Exducer	Trim
HP: 500-1250 Disp: 2.0L-6.0L	71mm	88mm	65	0.80	77mm	70mm	84
Supercore	PN						
	938272-5002S						
CHRA	PN						
	938271-5002S						

Turbine Kits:	PN	A/R	Inlet	Outlet	Wastegate	Divided
Free Float	757707-0027	0.85	V-Band	V-Band	External	N
	757707-0028	0.95	V-Band	V-Band	External	N
	757707-0029	1.06	V-Band	V-Band	External	N
	757707-0030	1.19	V-Band	V-Band	External	N
	757707-0032	0.85	T4	V-Band	External	Y
	757707-0033	0.95	T4	V-Band	External	Y
	757707-0034	1.06	T4	V-Band	External	Y
	757707-0035	1.19	T4	V-Band	External	Y

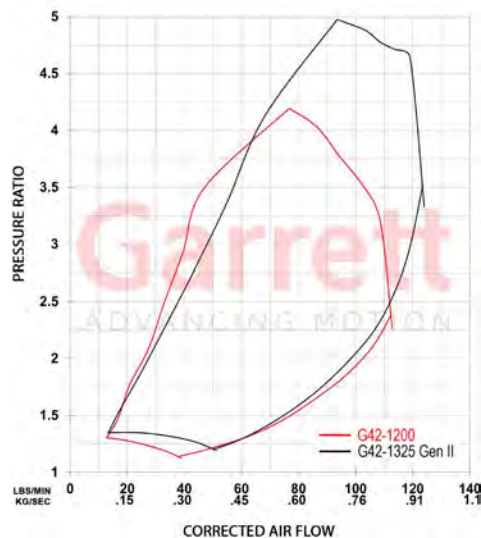
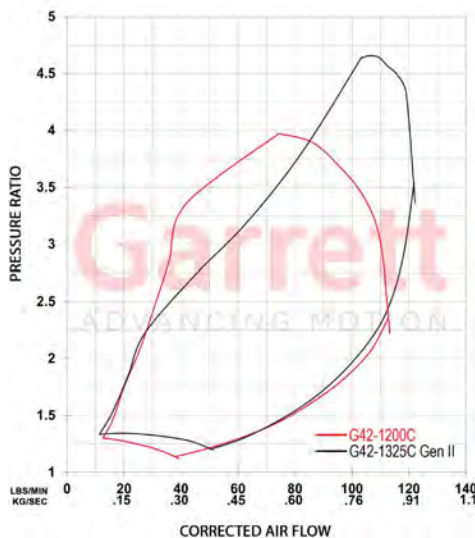
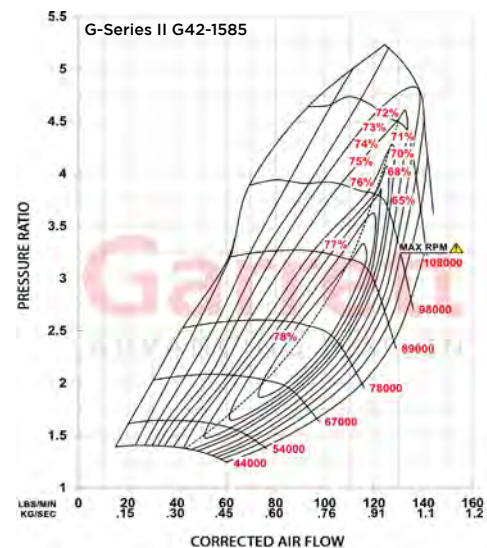
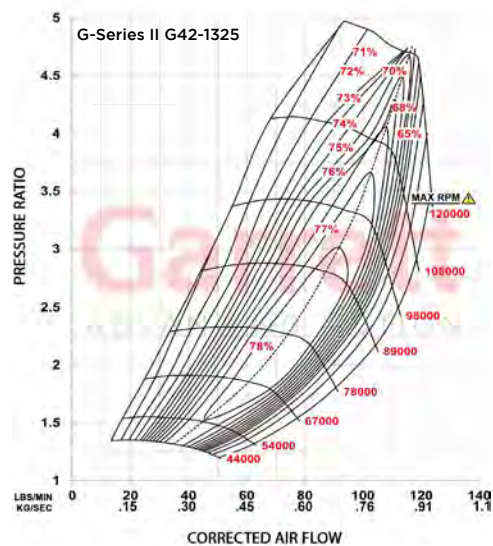
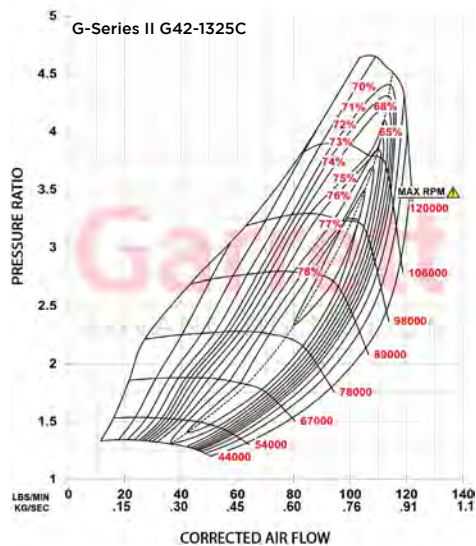


G-Series II G42-1325C		Compressor				Turbine		
		Inducer	Exducer	Trim	A/R	Inducer	Exducer	Trim
HP: 475-1325	Disp: 2.0L-7.0L	73mm	91mm	65	0.90	82mm	75mm	84
Supercore		PN						
Standard Rotation		938339-5001S						
CHRA		PN						
		938338-5001S						

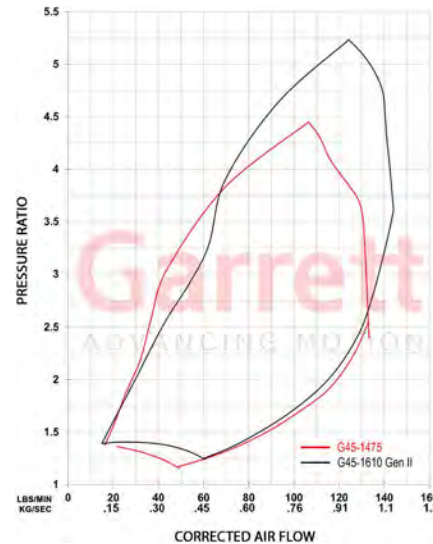
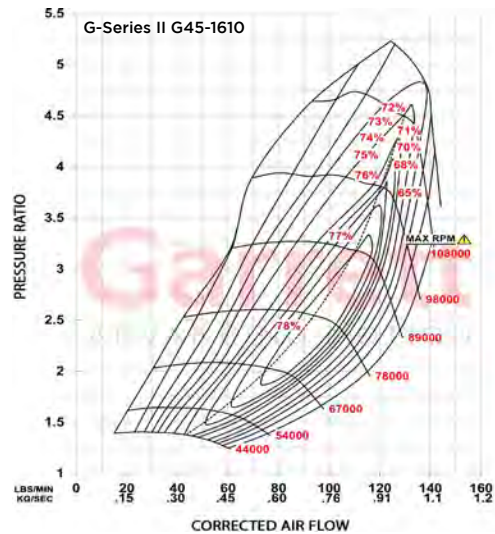
G-Series II G42-1325		Compressor				Turbine		
		Inducer	Exducer	Trim	A/R	Inducer	Exducer	Trim
HP: 475-1325	Disp: 2.0L-7.0L	73mm	91mm	65	0.85	82mm	75mm	84
Supercore		PN						
Standard Rotation		938339-5002S						
CHRA		PN						
		938338-5002S						

G-Series II G42-1585		Compressor				Turbine		
		Inducer	Exducer	Trim	A/R	Inducer	Exducer	Trim
HP: 475-1585	Disp: 2.0L-7.0L	79mm	98mm	65	0.85	82mm	75mm	84
Supercore		PN						
Standard Rotation		938339-5003S						
CHRA		PN						
		938338-5003S						

Turbine Kits:	PN	A/R	Inlet	Outlet	Wastegate	Divided
Free Float	757707-0011	1.01	V-Band	V-Band	External	N
	757707-0012	1.15	V-Band	V-Band	External	N
	757707-0013	1.28	V-Band	V-Band	External	N
	757707-0014	1.01	T4	V-Band	External	Y
	757707-0015	1.15	T4	V-Band	External	Y
	757707-0016	1.28	T4	V-Band	External	Y



G-Series II G45-1610		Compressor				Turbine		
HP: 750-1610	Disp: 2.0L-8.0L	Inducer	Exducer	Trim	A/R	Inducer	Exducer	Trim
Supercore		79mm	98mm	65	0.85	89mm	82mm	84
PN		938339-5004S						
CHRA		PN						
		938338-5004S						
Turbine Kits:		PN	A/R	Inlet	Outlet	Wastegate	Divided	
Free Float		757707-0019	1.01	V-Band	V-Band	External	N	
		757707-0020	1.15	V-Band	V-Band	External	N	
		757707-0021	1.28	V-Band	V-Band	External	N	
		757707-0022	1.44	V-Band	V-Band	External	N	
		757707-0023	1.01	T4	V-Band	External	Y	
		757707-0024	1.15	T4	V-Band	External	Y	
		757707-0025	1.28	T4	V-Band	External	Y	
		757707-0026	1.44	T4	V-Band	External	Y	



WARNING: The use of this product above max turbocharger speed is at the owner's risk, and can result in damage and premature failure. To protect the turbocharger from overspeed when operating, a speed sensor port is machined into the compressor housing for the fitment of speed sensor part numbers 781328-0003 (includes sensor and gauge), 781328-0004 (includes speed sensor), or [G-Smart Bluetooth Module with sensor \(PN 923586-0003\)](#). Sensor Kits sold separately.

* Performance results of this product are highly dependent upon your vehicle's modifications and tuning/calibration. The horsepower numbers represented are based on gas stand testing.

Power Of Legends. Durability Of Champions.